

Online Paraquat Training Step-by-Step

1. Go to the website <https://www.epa.gov/pesticide-worker-safety/paraquat-dichloride-training-certified-applicators>
2. Click on “EPA-approved training module can be accessed here”

https://www.epa.gov/pesticide-worker-safety/paraquat-dichloride-training-certified-applicators

mail Google Drive Canvas Extra

An official website of the United States government.

We've made some changes to EPA.gov. If the information you are looking for is not here, you may be able to find it on the EPA Web Archive or the January 19, 2017 Web Snapshot. Close X

EPA United States Environmental Protection Agency

Environmental Topics Laws & Regulations About EPA Search EPA.gov

Pesticide Worker Safety CONTACT US SHARE

Pesticide Worker Safety Home

How EPA Protects Workers from Pesticide Risk

Recognition and Management of Pesticide Poisonings

In Case of Pesticide Poisoning

Agricultural Worker Protection Standard (WPS)

Safety Information Related to the Worker Protection Standard

Paraquat Dichloride Training for Certified Applicators

required by EPA's [Paraquat Dichloride Human Health Mitigation Decision](#) and amended paraquat (a.k.a. paraquat) product labels, certified applicators must successfully complete an EPA-approved training program before mixing, loading, and/or applying paraquat. The training provides information about paraquat's toxicity, new label requirements and restrictions, and the consequences of misuse.

The [EPA-approved training module can be accessed here.](#) EXIT This training was developed by paraquat manufacturers as part of EPA's 2016 risk mitigation requirements and has been approved by EPA.

Click Here

3. Under the “**Self enrollment (Student)**” heading, click continue. You will have to create an account in order to do the training.

https://campus.extension.org/enrol/index.php?id=1660

Gmail Google Drive Canvas Extra

Teacher: Peg Shuffstall
Instructor: Mike Cameron
Instructor: Courtney Weatherbee

Contacts

Shuffstall

Help?

our Campus Help page for

▼ Self enrollment (Student)

Guests cannot access this course. Please log in.

Continue

Click Here

The audience for this course are users of Paraquat who want to learn to apply Paraquat properly and safely. This paraquat training requirement is mandated by the U.S. Environmental Protection Agency (EPA) for all certified applicators who intend to apply paraquat. "In accordance with EPA's 2016 Paraquat Dichloride Human Health Mitigation Decision, applicators are required to take an EPA-approved paraquat training program every 3 years in order to **mix, load, apply, or handle paraquat.**"

You should expect to spend about 45 minutes on the course and the quiz.

If you already have an account and are logged in, simply click on the title of the course to begin the training. Otherwise, click on the **Continue** button below. This will direct you to log in or **create a new account**.

Once you have filled in the required information (select NA in the last drop-down box if you are not an Extension, University, or Government employee), click on **Create my new account**. You will then get an e-mail sent almost immediately that will say: *A new account has been requested at 'eXtension Online Campus' using your email address.* To confirm your new account, click on the link and it will take you back to the eXtension Online Campus site, where you can click on **Continue**. This will take you to the training page with a button that says **Enroll me**. Click on **Enroll me** and you can start the training.

4. Hit the “**Create New Account**” button

https://campus.extension.org/login/index.php

Gmail Google Drive Canvas Extra

on Campus eXtension Online Campus

Log in

Username / email

Password

☐ Remember username

Log in

Forgotten your username or password? (Not for Google or Microsoft logins)

Cookies must be enabled in your browser

Some courses may allow guest access

Log in as a guest

Is this your first time here?

You may now use your Google or your Microsoft account to create an account at this site and subsequently log in. If you do not have either of those, then please use the regular email-based procedure through clicking on the "Create new account" button below.

Another alternative is an [Account Creation Form](#) provided by our fee-based storefront site which does not require email validation. Upon creating an account there, you will find a link to bring you back to Campus, where you will be automatically logged in. Subsequent logins, though are done directly on this page at campus.extension.org.

If you have any problems or questions about creating your account, see the [Campus Help Page](#).

Click Here

Create new account

Log in using your account on:

Google

Microsoft

5. Fill out the boxes marked with the red asterisk (*). You do not need to fill out the extension ID box. Then hit “**Create my new account**”

← → ↻ <https://campus.extension.org/login/signup.php?>

Apps Gmail Google Drive Canvas Extra

New account

▼ Choose your username and password

Username *

Password *

▼ More details

Email address *

Email (again) *

First name *

Last name *

City/town

Country

← → ↻ <https://campus.extension.org/login/signup.php?>

Apps Gmail Google Drive Canvas Extra

▼ Demographics

State *


County (enter "NA" if not a U.S. resident) *

Post or Zip Code (enter "NA" if not a U.S. resident) *

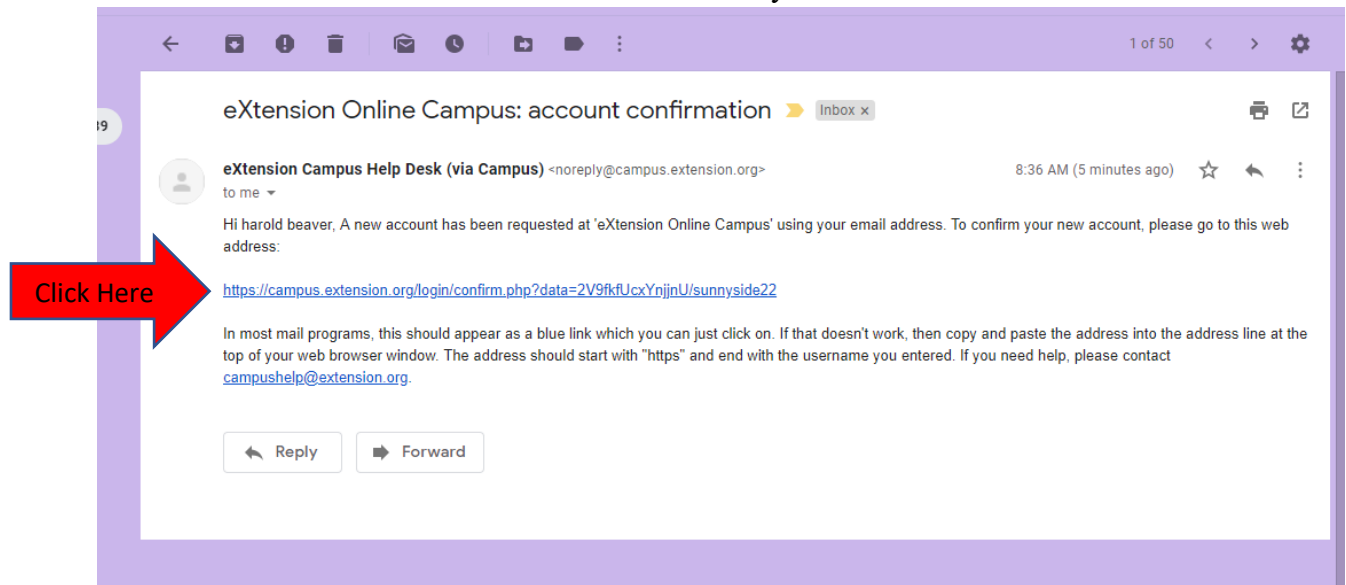
Are you an Extension or USDA employee? *

If not an Employee select NA from this list; otherwise select your institution's email domain (the part before ".edu" or ".gov".) *

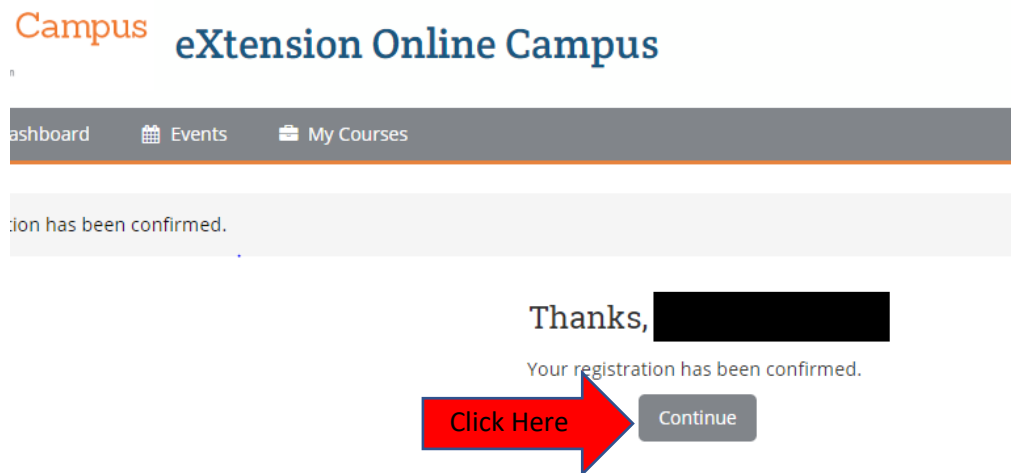
eXtension ID



6. An email will be sent to your email address with instructions on how to complete registration. Go to your email and open the email labeled “**eXtension Online Campus: Account confirmation**”. Click on the link to confirm your account.



7. Once you click the link it will take you to the following page. Click “**Continue**”.



8. It will then take you to a page titled “Enrollment options” with the “How To Safely Use and Handle Paraquat-Containing Products” listed under it. Under the “Self Enrollment (Student)” tab click “**Enroll Me**”

Enrollment options

How To Safely Use and Handle Paraquat-Containing Products

Teacher: [Peg Shuffstall](#)

Instructor: [Mike Cameron](#)

Instructor: [Courtney Weatherbee](#)

The audience for this course are users of Paraquat who want to learn to apply Paraquat properly and safely. This paraquat training requirement is mandated by the U.S. Environmental Protection Agency (EPA) for all certified applicators who intend to apply paraquat. *"In accordance with EPA's 2016 Paraquat Dichloride Human Health Mitigation Decision, applicators are required to take an EPA-approved paraquat training program every 3 years in order to **mix, load, apply, or handle paraquat.**"*

You should expect to spend about 45 minutes on the course and the quiz.

If you already have an account and are logged in, simply click on the title of the course to begin the training. Otherwise, click on the **Continue** button below. This will direct you to log in or **create a new account**.

Once you have filled in the required information (select NA in the last drop-down box if you are not an Extension, University, or Government employee), click on **Create my new account**. You will then get an e-mail sent almost immediately that will say: *A new account has been requested at 'eXtension Online Campus' using your email address*. To confirm your new account, click on the link and it will take you back to the eXtension Online Campus site, where you can click on **Continue**. This will take you to the training page with a button that says **Enroll me**. Click on this and you can start the training.

▼ Self enrollment (Student)

No enrollment key required.

 Click Here

Enroll me

05:11 AM

9. On the next page, scroll down to the section labeled “Watch The Course”. Then click on the link labeled “**How To Safely Use and Handle Paraquat-Containing Products**”.

The screenshot shows a course page with a sidebar on the left and a main content area. The sidebar has a link labeled "How To Safely Use and Handle Paraquat-Containing Products". A red arrow points from this link to the main content area. The main content area has a section titled "Watch The Course" with a link labeled "How To Safely Use and Handle Paraquat-Containing Products". Below this is a section titled "Take the Final Assessment" with a link labeled "Final Assessment".

Announcements

Introduction and Learning Objectives

After completion of this course, you should better understand:

- What has changed with paraquat products
- First Aid if a paraquat product is swallowed
- Different routes of exposure
- Emergency decontamination procedures
- Proper Personal Protective Equipment (PPE) Removal

Watch The Course

Begin the course by clicking on the “How To Safely Use and Handle Paraquat-Containing Products” link below. Within the module you will watch a 30 minute video. After watching the video and completing the module you will need to take the final assessment.

[How To Safely Use and Handle Paraquat-Containing Products](#)

Take the Final Assessment

Once you've completed the course, you must take this final assessment. You need to receive 100% before you can print your certificate. You may review the course and take the quiz as many times as you need to receive the 100%.

[Final Assessment](#)

Not attempted

10. On the next page, select normal mode and then hit enter.

The screenshot shows the assessment page for "How To Safely Use and Handle Paraquat-Containing Products". It displays the number of attempts allowed (Unlimited), the number of attempts made (1), the grade for attempt 1 (0%), the grading method (Highest attempt), and the grade reported (0%). There are two mode buttons: "Preview" and "Normal". The "Normal" button is circled in blue. A red arrow points to the "Enter" button below the "Normal" button.

How To Safely Use and Handle Paraquat-Containing P...

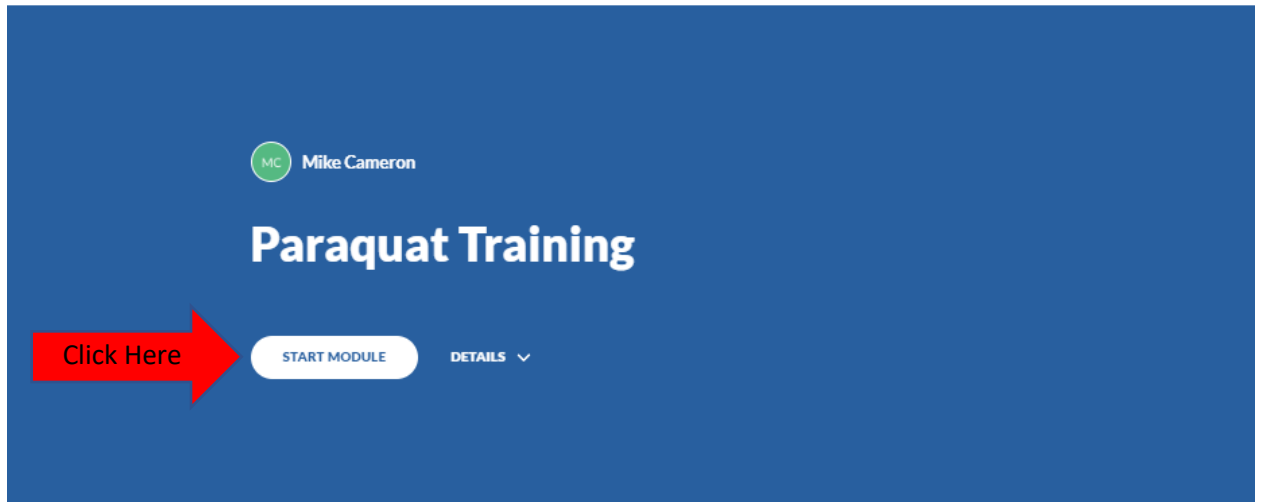
How To Safely Use and Handle Paraquat-Containing Products

Number of attempts allowed: Unlimited
Number of attempts you have made: 1
Grade for attempt 1: 0%
Grading method: Highest attempt
Grade reported: 0%

Mode: ☐ Preview ☒ Normal

Enter

11. A new pop up window will open and you will click “**Start Module**”.



How To Safely Use and Handle Paraquat-Containing Products

12. After reading the Introduction page, scroll to the bottom and hit continue.

paraquat.”

- You should expect to spend about 30 minutes going through this training. It may take longer if you go back and review parts of the training. If you need to leave the training before you are finished, when you return, you should resume from the place you left
- The course is formatted as a video that plays automatically when you click on it. You can leave the training and get back in and it will pick up where you left off.
- When you finish watching the video, next click on the Take Assessment link to take the quiz, which is 15 questions. You must get 100% to pass, but you can retake it right away if you miss any questions. Once you pass with 100% you can print your certificate.

Once you have finished reviewing the material, you will need to take the Final Assessment. You must correctly answer all questions in order to pass the test and receive your certificate. You can take the test as many times as you need to in order to pass. Be sure to print and retain your certificate when you are finished.

If you have questions regarding the requirements, please refer to the EPA's [frequently asked questions](#).



13. Read the next page and then hit continue.

Learning Objectives

After completion of this course, you should better understand:

- What has changed with paraquat products
- First aid if a paraquat product is swallowed
- Different routes of exposure
- Emergency decontamination procedures
- Proper personal protective equipment (PPE) removal



Click Here

CONTINUE

14. Watch the following video by clicking on the play button. You MUST watch the video to move further along in the training.

Watch The Course

Begin the course by clicking on the video below. You can start and stop as needed. If you need to leave the training before you have finished, when you return, you will begin where you left.

To play "full screen," click the box icon in the lower right-hand corner of the video (between the time remaining and volume icon.)



15. Once the video is complete, you will click “Continue”



16. You can now take the final assessment. To get to the assessment you will hit the “Dashboard” button.

You May Now Take The Final Assessment

Congratulations, you have completed the Paraquat Training video.

**YOUR TRAINING ISN'T COMPLETE
UNTIL YOU HAVE COMPLETED THE
FINAL ASSESSMENT.**

Click Here

DASHBOARD

Please click the blue button to go back to the course dashboard and take the final assessment. Good luck.

17. You will return to the home page and scroll down until you see the section labeled “**Final Assessment**” and click on it.

Take the Final Assessment

Once you've completed the course, you must take this final assessment. You need to receive 100% before you can print your certificate. You may review the course and take the quiz as many times as you need to receive the 100%.

Click Here → **Final Assessment** Not attempted

After you finish the course above, you may take this assessment. You must receive 100% in this assessment to finish the mandated requirements.

After receiving 100% in the assessment, you may print your certificate below.

18. Click on “**Attempt quiz now**”.

Final Assessment

After you finish the course above, you may take this assessment. You must receive 100% in this assessment to finish the mandated requirements.

After receiving 100% in the assessment, you may print your certificate below.

Grading method: Highest grade

Click Here → **Attempt quiz now**

19. Answer the questions on the first page and then scroll down and it hit “**Next Page**”

☐ c. Once every year

☐ d. Once every 4 years

Question 5
Not yet answered
Points out of 1
Flag question

What measures should you take to protect your eyes from paraquat?

Select one:

☐ a. Wear the properly maintained protective eyewear that is specified on the product label.

☐ b. Wear a face shield when mixing or loading paraquat.

☐ c. A and B

☐ d. Take out your contact lenses before starting to use paraquat.

Click Here → **Next page**

20. Once you have answered all the questions you will hit “**Finish Attempt**”

Question 15 Answer saved Points out of 1 🚩 Flag question	Who is responsible for ensuring that paraquat is handled safely and never put into drink containers? Select one: <input type="radio"/> a. EPA <input type="radio"/> b. Every certified applicator who uses it. <input type="radio"/> c. OSHA <input type="radio"/> d. Chemical company representatives.
--	--

Previous page



Finish attempt ...

21. Then hit “**Submit all and finish**”.

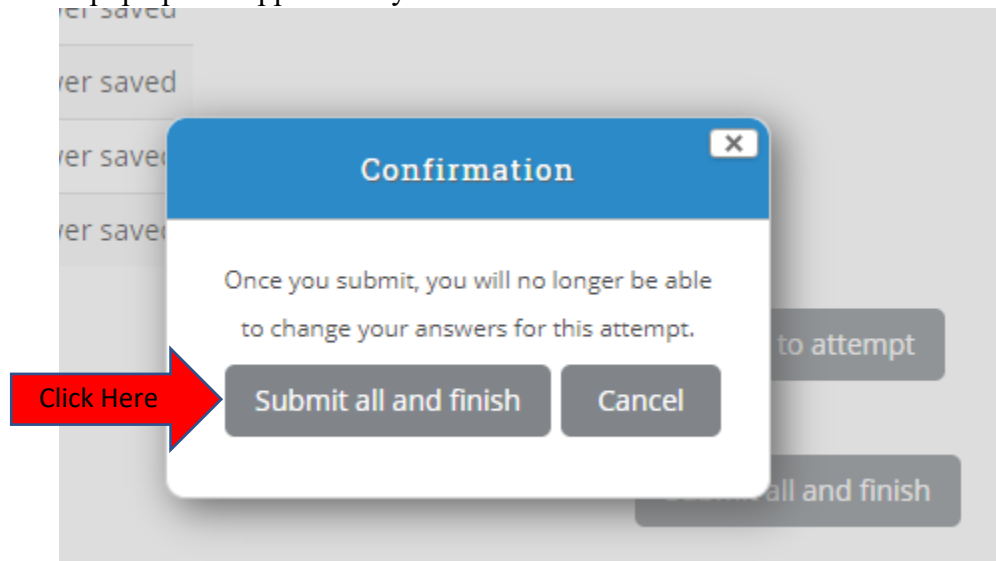
9	Answer saved
10	Answer saved
11	Answer saved
12	Answer saved
13	Answer saved
14	Answer saved
15	Answer saved

Return to attempt




Submit all and finish

22. A pop up will appear and you will click “**Submit all and finish**”



23. It will go to a review page of the test questions and you will scroll down to the bottom and click on “**Finish Review**”.



24. You MUST score a 100% to receive a certificate and you have an unlimited number of attempts. IF you do not pass the first time, you will click on “**Re-attempt quiz**”. If you received a 100% then you will click on “**Print your certificate**”.

Navigation

- Home
 - Dashboard
 - Site pages
- My courses
 - Paraquat
 - Participants
 - Badges
 - Competencies
 - Grades
 - Welcome to the How To Safely
 - Use and Handle Paraquat-Containing Products
 - Introduction and Learning Objectives
 - Watch The Course
 - Take the Final Assessment
 - Final Assessment**
 - Print Your Certificate

Final Assessment

After you finish the course above, you may take this assessment. You must receive 100% in this assessment to finish the mandated requirements.
After receiving 100% in the assessment, you may print your certificate below.

Grading method: Highest grade

Summary of your previous attempts

Attempt	State	Grade / 15	Review
1	Finished Submitted Thursday, June 20, 2019, 9:41 AM	14	Review
2	Finished Submitted Thursday, June 20, 2019, 9:51 AM	15	Review

Highest grade: 15 / 15.

Click Here if you did pass → [Print Your Certificate](#)

Click Here if you did NOT pass → [Re-attempt quiz](#)

25. You now need to print your certificate and keep it for your records. Pesticide inspectors will ask to see this. Click “**Certificate of completion**”

After you finish the course above, you may take this assessment. You must receive 100% in this assessment to finish the mandated requirements.
After receiving 100% in the assessment, you may print your certificate below.

Print Your Certificate

Once you receive 100% in the quiz above, you will be able to print your certificate.
Thank you for taking the time to complete this important and mandatory Paraquat Training.

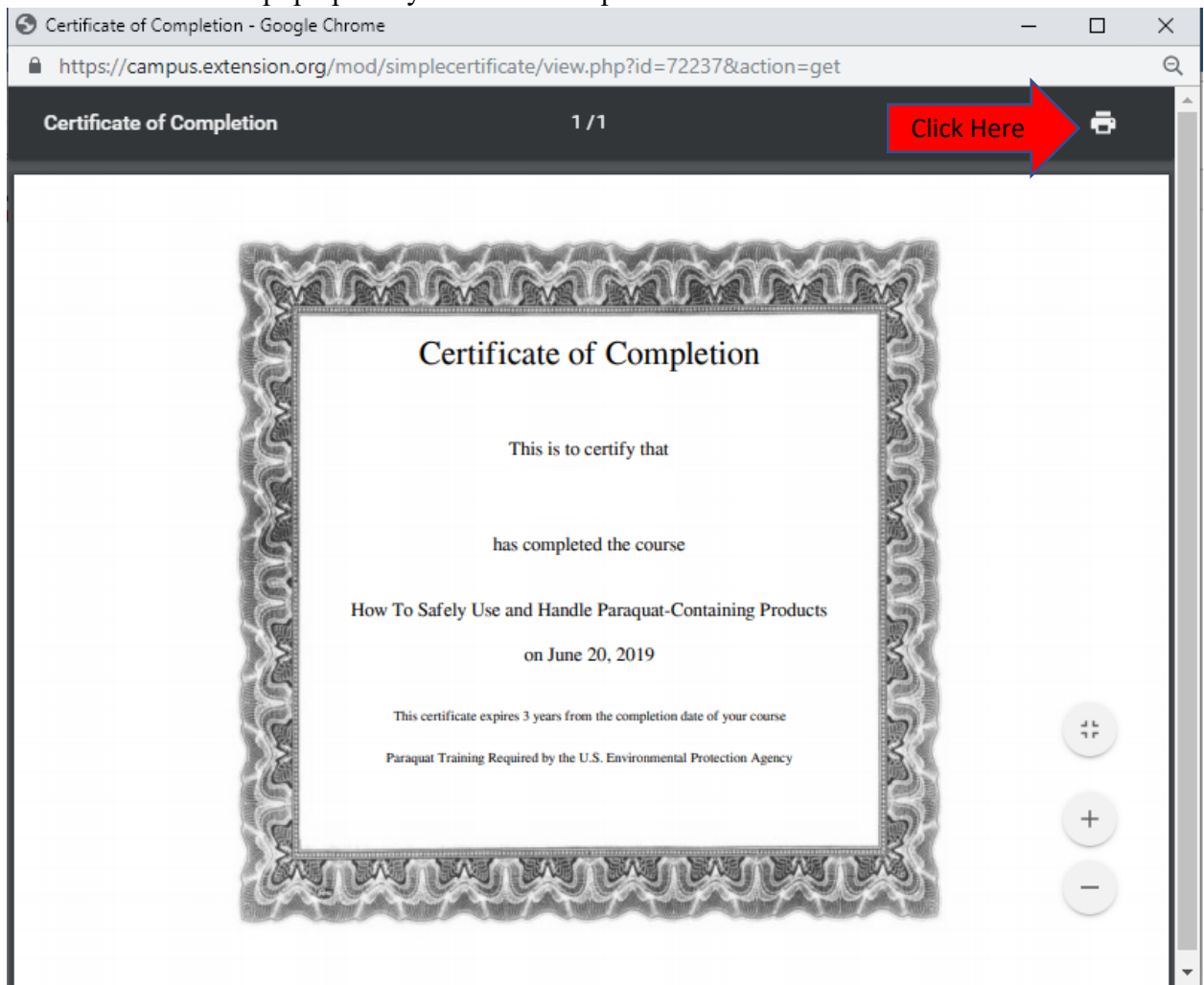
Click Here → [Certificate of Completion](#)

26. Then click “**Get Certificate**”.

Click the button below to open your certificate in a new browser window.

Click Here → [Get Certificate](#)

27. Your certificate will pop up and you will hit the print button.



28. You have now successful completed the training.